



UNIVERSIDAD
DE GRANADA



Oficina de
Software
Libre



Campus Infantil de Software Libre





Campus Infantil de Software Libre


Grupo Prebenjamín

Jornada 8

Docente: **Bryan Moreno Picamán**

Monitor de Tiempo Libre:

Monitor de aula:

The background is white and decorated with various geometric shapes. In the top left, there is a large orange circle with a dashed red outline, overlapping a solid yellow circle. Below the yellow circle is a small pink circle. In the top right, there is a green circle with a white center, a small orange circle, and a lime green circle with a dashed yellow outline. In the bottom left, there is a green circle with a dashed green outline, a large lime green circle, and a small cyan circle. In the bottom right, there is a large cyan circle with a white center and a cyan circle with a dashed blue outline. In the center, there is a large dashed light blue circle containing a solid blue letter 'O'.

O

Entrada en el blog

The background features a large, light blue dashed circle. Various solid-colored circles in shades of green, yellow, orange, and red are scattered around it. A teal circle containing a white double quote is positioned above the main text.

“

Desde hoy, haremos una entrada al Blog diariamente, con el resumen de lo hecho el día anterior, tendrá que tener una imagen libre relacionada y etiquetas adecuadas según el contenido

The background is white and decorated with various colorful circles and dashed lines. In the top left, there is a large orange circle with a dashed red outline, overlapping a yellow circle. Below them is a small pink circle. In the top right, there is a green circle with a white center, a small orange circle, and a yellow circle with a dashed green outline. In the bottom left, there is a green circle with a dashed green outline, a large yellow circle, and a small cyan circle. In the bottom right, there is a large cyan circle with a white center, and a cyan circle with a dashed blue outline. In the center, there is a large dashed blue circle containing the number 1.


1

Lipdub

¿Que es un libdub?




¿Que es un libdub?



Lipdub, como su propia traducción dice: es la sincronización o doblaje de labios. Se realiza en una sola toma secuencia y con música de fondo.

Vamos a ver los de otros años



Veremos el de campus anteriores y alguno
más profesional

LipDub Campus 2015



LipDub Campus 2016



Cleveland High School Lip Dub 2016



The background is white with various colorful circles and dashed lines. In the top left, there is a large orange circle with a dashed red outline, overlapping a yellow circle. Below them is a small pink circle. In the top center, a large dashed light blue circle contains the number '2'. In the top right, there is a green circle with a white dot, a small orange circle, and a lime green circle with a dashed yellow outline. In the bottom left, there is a green circle with a dashed green outline, a large lime green circle, and a small cyan circle. In the bottom right, there is a large cyan circle with a white dot, and a cyan circle with a dashed blue outline.

2

Proyecto del Campus

Hora de trabajar en nuestro
Robot Tragamonedas Casero
Y también en la presentación



¡Hoy tenemos que terminar!

The background is white and decorated with various colorful circles and dashed lines. In the top left, there is a large orange circle with a dashed red outline, overlapping a yellow circle. Below them is a small pink circle. In the top right, there is a green circle with a white center, a small orange circle, and a yellow circle with a dashed green outline. In the bottom left, there is a green circle with a dashed green outline, a large yellow circle, and a small cyan circle. In the bottom right, there is a large cyan circle with a white center, and a cyan circle with a dashed blue outline. In the center, there is a large dashed blue circle containing the number 3.

3

Presentación

The background is white with a large, faint, dashed light-blue circle. Various colored circles and arcs are scattered around: a large lime green circle at the top left, a teal arc at the top center, a blue circle with a white quote mark below it, a yellow circle at the top right, a small pink circle to its right, a large orange circle at the bottom left, a small pink circle below it, a yellow arc at the bottom left, a large yellow circle at the bottom right, a small pink circle above it, a small teal circle at the bottom right, and a small lime green circle at the bottom right.

“

Ahora toca exponer la presentación
que hicimos ayer sobre nuestro
proyecto!

Tendréis un rato para añadir los
cambios de hoy y luego saldremos
a presentarla grupo por grupo



¿Que hemos hecho?

© Libdub



¿Que hemos hecho?

- © Libdub
- © Acabar nuestra hucha



¿Que hemos hecho?

- ◎ Libdub
- ◎ Acabar nuestra hucha
- ◎ Acabar nuestra presentación



¿Que hemos hecho?

- ◎ Libdub
- ◎ Acabar nuestra hucha
- ◎ Acabar nuestra presentación
- ◎ Presentarla a nuestros compañeros y profesores

Eso es todo!



Nos vemos mañana

